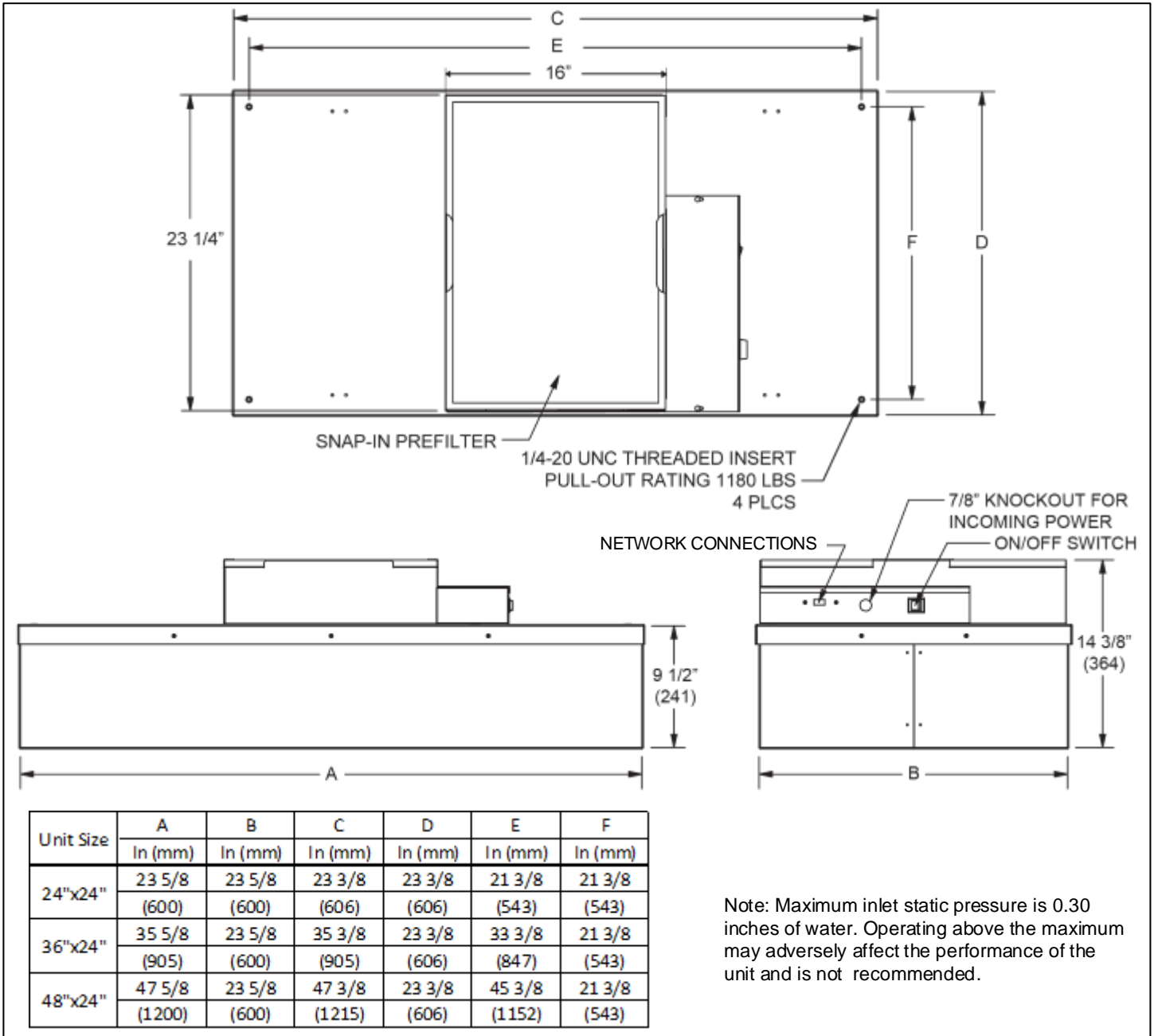
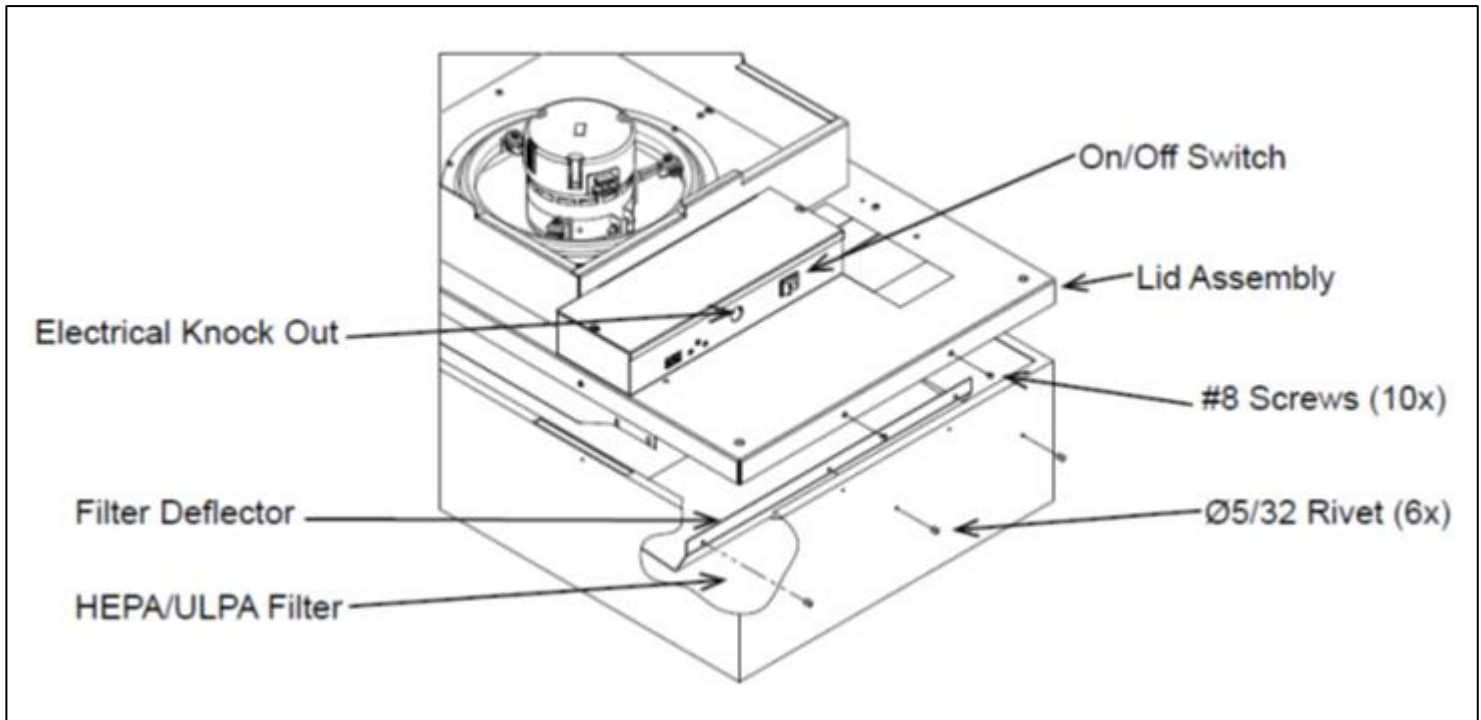


FFDB • Fan Filter Diffusers • ECM Motor • Backward Inclined Fan

General Description

- Titus Fan Filter Diffusers provide constant unidirectional airflow to occupied space
- FFDB offers high performance, low energy usage & low noise levels for use in cleanroom applications
- Low profile design is great for applications with limited ceiling plenum space
- Walkable plenum (excluding pre-filter), rated at 250 lbs
- EC motor with universal control card
- Backward curved centrifugal fan
- Snap-in prefilter allows for easy replacement and maintenance
- Tested to IEST recommended standards
- UL 507 Listed with standard UL 900 filters

HEPA filter, Pre-filter & Lid assembly



Basic Unit Configuration

Check if provided.

Module Size

- 24" x 24"
- 36" x 24"
- 48" x 24"

Duct Collar

- None
- 10" Inlet (Shipped Loose)
- 12" Inlet (Shipped Loose)

Unit Construction

- Aluminum Face & Plenum
- Stainless Steel Face / Aluminum Plenum
- Stainless Steel Face & Plenum

Finish

- #04 Mill Finish
- #26 White

Motor Type

- 115V/ 60 Hz/ 1 Phase ; FLA = 5.0A
- 230V/ 50/60 Hz/ 1 Phase ; FLA = 3.0A (CE Certified)
- 208-240V/ 50/60 Hz/ 1 Phase ; FLA = 3.0A
- 277V/ 60 Hz/ 1 Phase ; FLA = 2.5A

Control Type

- Universal Control Card
- Remote Mounted VCU Controller
- Infrared Speed Controller*
*Requires RCFF remote control to adjust unit airflow

Filter Type

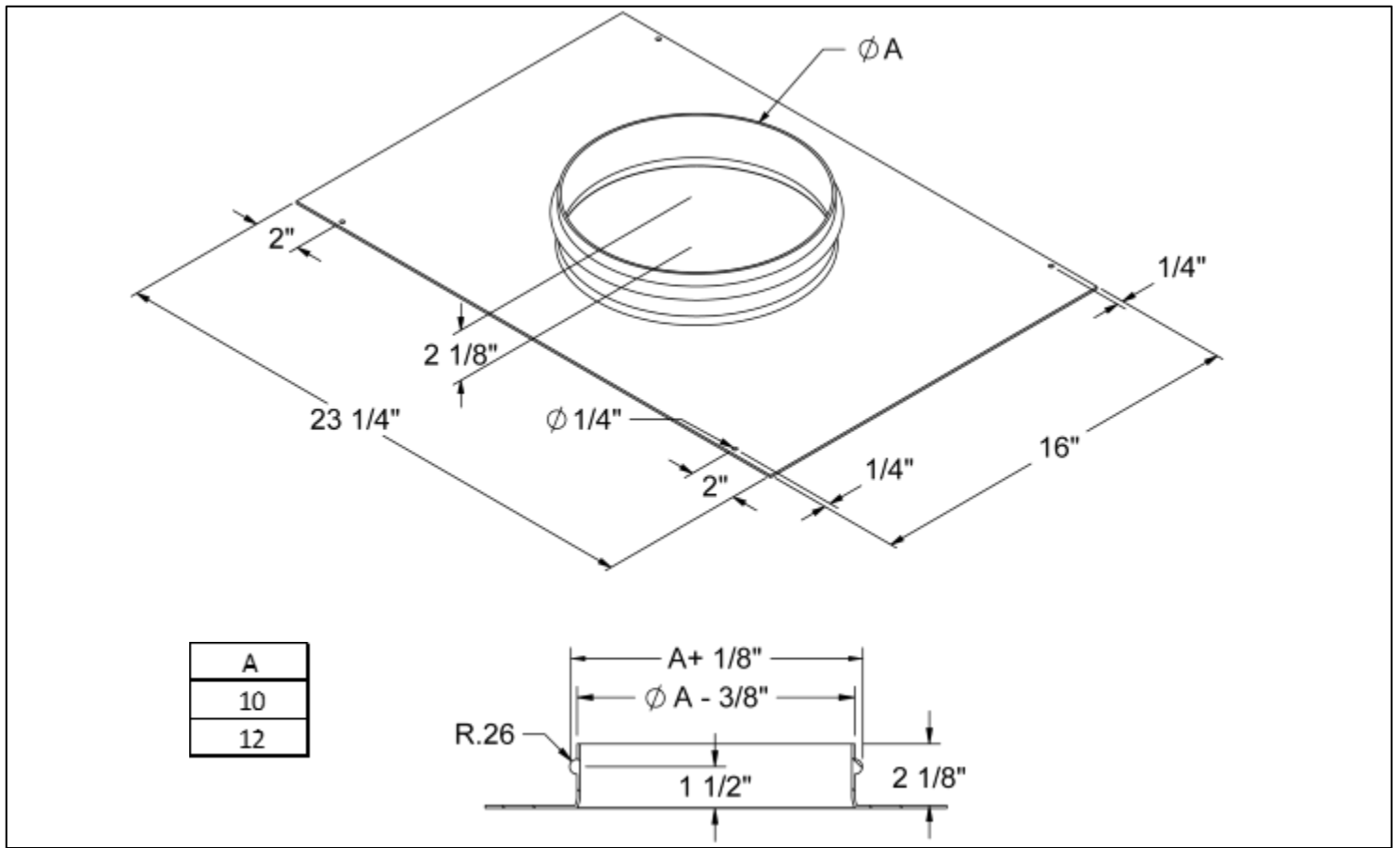
- HEPA (99.99% @ 0.3 micron)
- ULPA (99.9995% @ 0.12 micron)

Accessories (Optional)

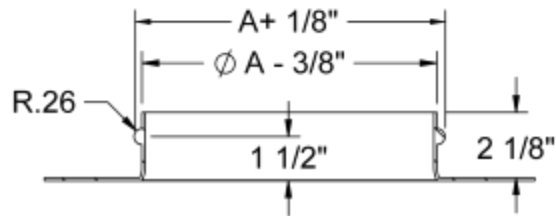
Check if provided.

- Airflow Indicator Light (GREEN)
- Filter Load Indicator (RED)
- Continuous Filter Monitoring (0-10 V signal)
- Surface Mount Adapter
- Aerosol Challenge Port
- Insulation

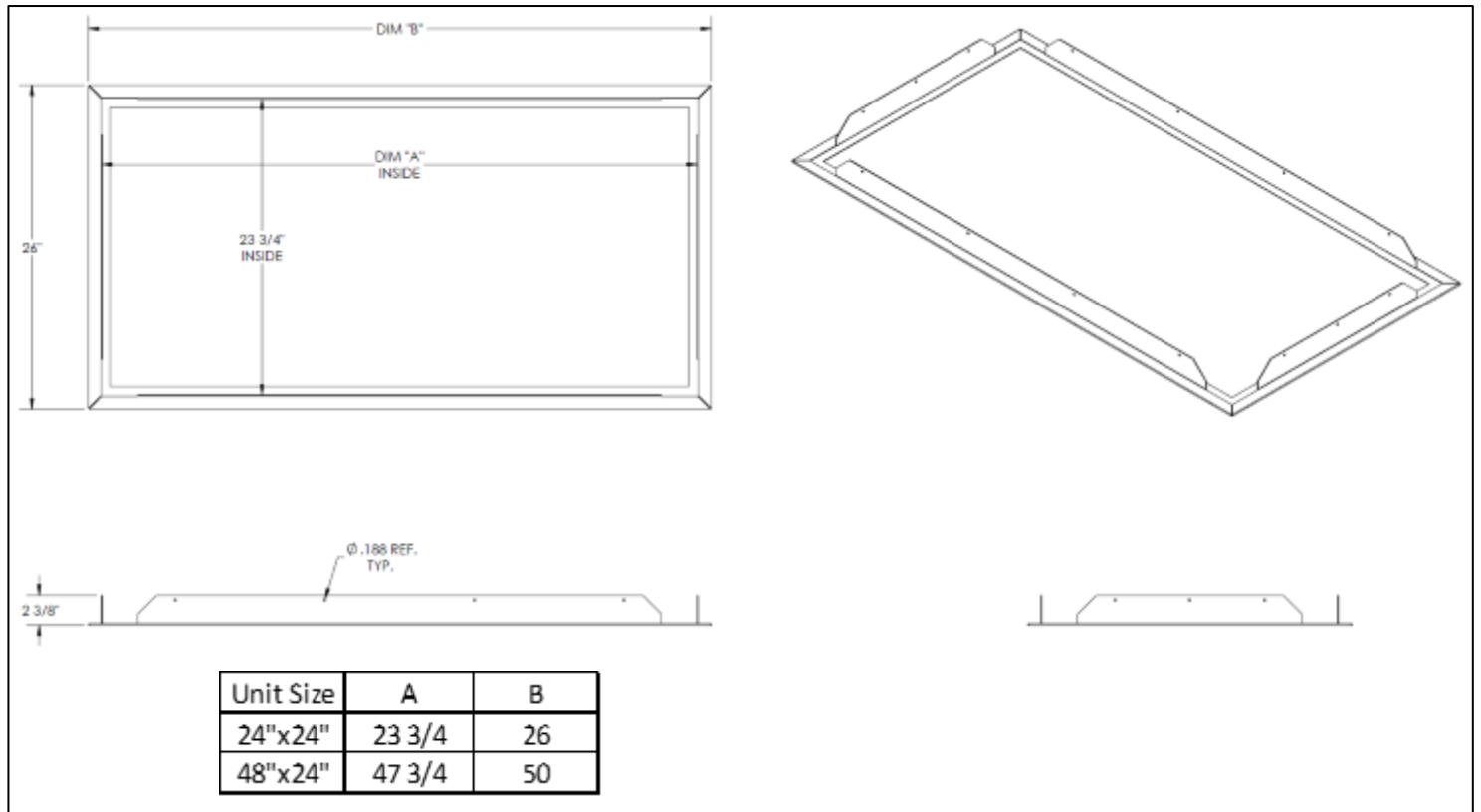
Inlet Adapter Accessory Detail



| |
|----|
| A |
| 10 |
| 12 |



Surface Mount Adapter Accessory Detail



| Unit Size | A | B |
|-----------|--------|----|
| 24"x24" | 23 3/4 | 26 |
| 48"x24" | 47 3/4 | 50 |